



SUMMER ASSIGNMENT

MUST BE SUBMITTED BY:
THE FIRST FRIDAY OF SCHOOL


STUDENT NAME: _____

FOR STUDENTS ENTERING SECOND GRADE

MANDATORY SUMMER READING ASSIGNMENT

**All students
entering Grade 2
are required to
read the
following
assigned book
and complete a
book report
project.**

**Assigned Book For Grade 2:
The Keeping Quilt
<https://amzn.to/3gAXTAc>**



BOOK REVIEW

of

AUTHOR:

RATING: ★ ★ ★ ★ ★

BOOK COVER (F/NF)

GENRE

Fantasy Fiction	Realistic Fiction	Historical Fiction
Traditional Fiction	Nonfiction	Poetry

AUTHOR'S PURPOSE

Persuade	Inform	Entertain
----------	--------	-----------

3 WORDS THAT BEST DESCRIBE THIS BOOK

- 1 _____
- 2 _____
- 3 _____

IDEAS: imaginative surprising educational
touching serious interesting silly scary
funny sad exciting suspenseful informative

MY RATING

I rated this book ____ stars because:

MY RECOMMENDATION

I would recommend this book to:

NAME:

DATE:

ALL ABOUT

(BOOK TITLE)

AUTHOR:

RATING:



FICTION BOOK COVER

FICTION SUMMARY

SOMEBODY

Who is the main character?

WANTED

What did the main character want?

BUT

What was the problem?

SO

How did the character try to solve the problem?

THEN

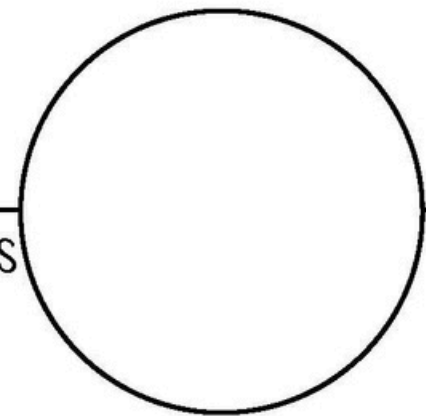
What was the final resolution?

MAIN CHARACTER

What words best describe the main character?

TRAITS

CHANGES



How did the main character grow or change?

NAME:

DATE:

THE MAIN IDEA of

(BOOK TITLE)

AUTHOR:

RATING: ★ ★ ★ ★ ★

NONFICTION BOOK COVER

MAIN IDEA

MAIN IDEA
& DETAILS

First, write the main idea
of the text or of one
section of the text.

Next, add 3 supporting
details.

```
graph TD; A[MAIN IDEA] --- B[SUPPORTING DETAIL]; A --- C[SUPPORTING DETAIL]; A --- D[SUPPORTING DETAIL];
```

SUPPORTING DETAIL

SUPPORTING DETAIL

SUPPORTING DETAIL

AUTHOR'S
PURPOSE

What was the author's
goal in writing this text?

NAME:

DATE:

LITERACY & LANGCOM

LITERACY REVIEW - PHONETICS

DIPHTHONGS


Name _____


Say the name of each picture.
Write the words on the lines below the pictures.
Use the Word Bank for help.


Write a Word


RF.1.3.C
Diphthongs
-au





















Word Bank

August
autumn
caught
haul
haunt
launch
laundry
pause
sauce

© 2013 Pearson Education, Inc.


Name _____

Say the name of each picture.
Write the words on the lines below the pictures.
Use the Word Bank for help.


Write a Word


RF.1.3.C
Diphthongs
-aw

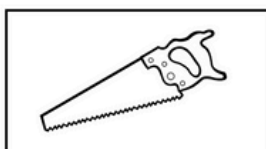



















Word Bank

claw
crawl
draw
hawk
paw
saw
shawl
straw
yawn

© 2013 Pearson Education, Inc.

LITERACY REVIEW - PHONETICS

DIPHTHONGS

Name _____

Say the name of each picture.
Write the words on the lines below the pictures.
Use the Word Bank for help.

Write a Word

RF.1.3.C
Diphthongs
-oy





















Word Bank

boy
cowboy
coy
destroy
joy
oyster
royal
toys
voyage

© Linda Ward Beech


Name _____

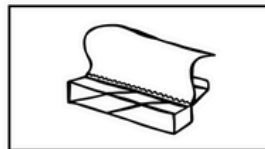
Say the name of each picture.
Write the words on the lines below the pictures.
Use the Word Bank for help.

Write a Word


RF.1.3.C
Diphthongs
-oi

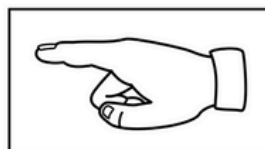







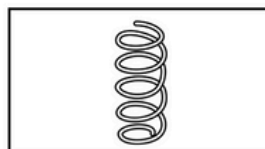












Word Bank

boil
coil
coin
foil
oil
point
poison
soil
voice

© Linda Ward Beech

LITERACY REVIEW - PHONETICS


DIPHTHONGS


Name _____


Say the name of each picture.
Write the words on the lines below the pictures.
Use the Word Bank for help.

Write a Word

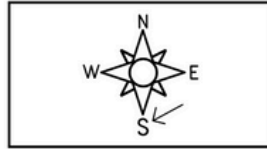
RF.1.3.C
Diphthongs
-ou

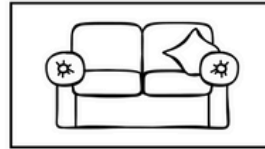



















Word Bank

cloud
couch
house
loud
mouse
out
pouch
south
sprout


© Linda Ward Beech

Name _____

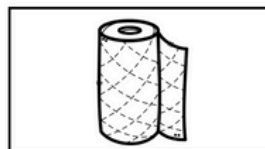
Say the name of each picture.
Write the words on the lines below the pictures.
Use the Word Bank for help.


Write a Word

RF.1.3.C
Diphthongs
-ow





















Word Bank

bow
cow
clown
crowd
down
growl
owl
shower
towel

© Linda Ward Beech

LITERACY REVIEW - PHONETICS


DIPHTHONGS


Name _____

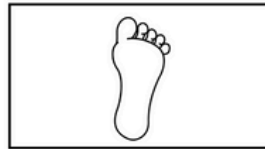
Say the name of each picture.
Write the words on the lines below the pictures.
Use the Word Bank for help.

Write a Word

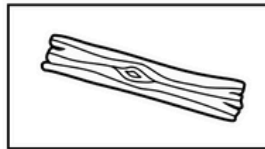
RF.1.3.C
Diphthongs
-oo (look)



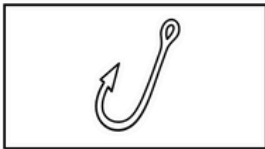

















Word Bank

book

cook

foot

hood

hook

look

stood

wood

wool


Lucas Neale ©

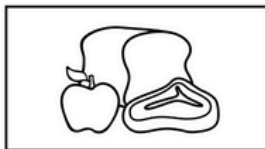
Name _____

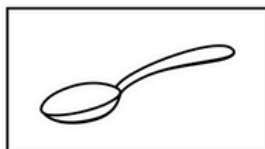
Say the name of each picture.
Write the words on the lines below the pictures.
Use the Word Bank for help.


Write a Word

RF.1.3.C
Diphthongs
-oo (hoop)





















Word Bank

boot

food

hoop

moon

roof

spoon

tools

tooth

zoo

Lucas Neale ©

LITERACY REVIEW - PHONETICS
BLENDS AND DIGRAPHS

L Blends – bl, cl, fl, gl, pl, sl

Read the words. Write the word next to the correct picture.

flute	slip	sled	clip
clap	blaze	plant	float
plug	glad	blocks	globe



























LITERACY REVIEW - PHONETICS

BLENDS AND DIGRAPHS

R Blends – br, cr, dr, fr, gr, pr, tr

Read the words. Write the word next to the correct picture.


brave	drums	grill	drip
trunk	grin	crack	prize
dress	trash	broke	frog



























LITERACY REVIEW - PHONETICS
BLENDS AND DIGRAPHS

S Blends – sc, sk, sl, sm, sn, sp, st, sw

Read the words. Write the word next to the correct picture.

spell	scale	spine	swim
slide	sweep	skate	smell
snow	stone	slug	sleep

























LITERACY REVIEW - PHONETICS


BLENDS AND DIGRAPHS

Digraphs – ch, ph, sh, th, wh

Read the words. Write the word next to the correct picture.

crush	whack	throne	chest
phone	inch	shell	graph
thorn	whisk	ship	chin











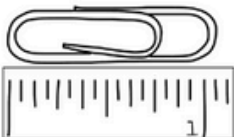















LITERACY REVIEW - PHONETICS
BLENDS AND DIGRAPHS

Digraphs – kn, ng, ck, tch

Read the words. Write the word next to the correct picture.

stack	check	itch	hang
witch	knife	strong	sock
knee	watch	brick	sing

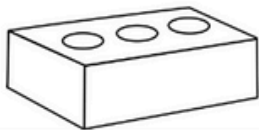
























PUNCTUATION & CAPITALIZATION

End Punctuation: at the Zoo



Add in the correct punctuation by checking the box next to a period, exclamation point or question mark.



1. What is your favorite animal

. ☐ ! ☐ ? ☐

2. Wow

. ☐ ! ☐ ? ☐

3. The penguin is very cute

. ☐ ! ☐ ? ☐

4. The giraffe is the tallest animal of all

. ☐ ! ☐ ? ☐

5. Can you see the lion

. ☐ ! ☐ ? ☐

6. We are at the zoo

. ☐ ! ☐ ? ☐

7. I can't wait to see the elephant

. ☐ ! ☐ ? ☐

8. Hurry up

. ☐ ! ☐ ? ☐

GRAMMAR
PARTS OF SPEECH REVIEW

WHAT IS A NOUN?

A Noun is a **person**, **place**, or *thing*.

"Yesterday, the **student** went to the **store** to buy a *cat*."

Circle all the nouns in the following word web.

the big Tom bus door find

cat stick ate win this are

on child apple mom pen it

rug go is one how red

dog bike sun desk room me

PROPER AND COMMON

Proper nouns are special one-of-a-kind people/places/things that **start with a capital** letter.

Examples: *Harry Potter, New York, Spanish, Nintendo, America*

You Try: Person: _____ Place: _____ Thing: _____

Common nouns are regular common people/places/things that **don't start with a capital** letter.

Examples: *wizard, city, language, video-game, country*

You Try: person: _____ place: _____ thing: _____

GRAMMAR
PARTS OF SPEECH REVIEW

Adjectives

Adjectives are words that describe nouns. Write three adjectives to describe the nouns below.

1. Elephants

2. Crayons

3. Pineapples

4. Firefighters

5. Haunted Houses

6. Skyscrapers

Action Verbs

Write three action verbs that each of the following characters might do.

1. A snake

2. Babies

3. A soccer player

4. Circus clowns

5. Bus drivers

6. A pirate

GRAMMAR
PARTS OF SPEECH REVIEW

Circle the nouns in each sentence. Underline the verbs in each sentence.

1. My mother was promoted and got a raise.

2. Raise your hand if you want chocolate!

3. I take care of my little sister.

4. Do you care?

5. Can I give you a hand?

6. Hand it to the teacher.

7. Show us your new painting.

8. What a beautiful show!

9. She bought lipstick and blush.

10. When that happens, I blush.

How many nouns? How many verbs?

NOUNS: _____ **VERBS:** _____

PUNCTUATION & CAPITALIZATION

Underline each word that needs to be capitalized and then rewrite the sentence with the correct punctuation. Don't forget to go back and reread what Proper Nouns are!

1. i live in detroit, michigan

2. my brother kyle went to visit his aunt in toronto

3. on thanksgiving my cousin angela is coming over

4. mr. anderson is the principal of playland public school

5. canada is a very large country

6. the best day of the week is friday

7. mrs. jackson's birthday is in april

8. do you know that i am going to walmart after school today

PUNCTUATION & CAPITALIZATION

Underline each word that needs to be capitalized and then rewrite the sentence with the correct punctuation. Don't forget to go back and reread what Proper Nouns are!

1. do you like to play the game monopoly

2. on sunday my grandpa is going to take me to the park

3. my dog's name is charlie

4. in december, some people celebrate christmas

5. my sister susan takes piano lessons

6. i wish i could sing like katy perry

7. we are going to play soccer on wednesday after school

8. which sport do you like to play the most

GRAMMAR
PARTS OF SPEECH REVIEW

Write 5 sentences. Each sentence must have:
TWO nouns, ONE verb, and at least ONE adjective

1)

Handwriting practice lines for sentence 1, consisting of a solid blue top line, a dashed blue middle line, and a solid pink bottom line.

2)

Handwriting practice lines for sentence 2, consisting of a solid blue top line, a dashed blue middle line, and a solid pink bottom line.

3)

Handwriting practice lines for sentence 3, consisting of a solid blue top line, a dashed blue middle line, and a solid pink bottom line.

4)

Handwriting practice lines for sentence 4, consisting of a solid blue top line, a dashed blue middle line, and a solid pink bottom line.

5)

Handwriting practice lines for sentence 5, consisting of a solid blue top line, a dashed blue middle line, and a solid pink bottom line.

SEQUENCING

Sequencing: Eating Lunch

Directions: Color and cut out the pictures at the bottom then glue them in the correct order to make a sequence.



First

Next

Last

--	--	--



Sequencing: Drawing a Picture

Directions: Color and cut out the pictures at the bottom then glue them in the correct order to make a sequence.




First

Second

Third

Fourth

--	--	--	--



COMPREHENSION SEQUENCING

Name : _____



READING COMPREHENSION

Read the sentences and answer the question. Cut and paste the pictures in the order of events.

1

paste here

2

paste here

3

paste here

I went to the cafeteria at
lunchtime. I waited in line with
my friends. I ate lunch
with them. After I finished,
I cleaned up the tray.

What did I do after I finished my lunch?



© Miss Faleena



COMPREHENSION SEQUENCING

Name : _____



SEQUENCING SENTENCES

Observe the pictures from left to right. Write 1, 2, 3, 4 in each box to place the sentences in order. Write the sentences in order.



©MissFaLeena.

10

Then, he spread the jam on his toast.


First, Leo put the bread into the toaster.

11

Last, he ate the toast.

[illegible]

COMPREHENSION INFERENCING



Oops!

Ted sat staring at the TV in his bedroom. There were toys and clothes everywhere. He heard his mom coming up the stairs. "Oh no!" he cried as he tried to clean his room before his mom walked in.


The text said.....	This probably means.....
	He was really enjoying what he was watching
	His room was messy
	He knew he would be in trouble for not cleaning his room

READING COMPREHENSION

Read the short passage and answer the questions.

Picking Apples

Jonas is going apple picking with his sister, Maria. They are going to the apple orchard near their house. They need to pick twelve apples. Their mom is going to use the apples to make a big apple pie. At the orchard, Jonas picked nine apples and Maria picked three. They had a great day together. Now they can't wait to enjoy their pie!



1. Where is Jonas going?

- ☐ a on a vacation
- ☐ b on a fishing trip
- ☐ c to school
- ☐ d to the apple orchard

2. Who is he going with?

- ☐ a mom
- ☐ b Maria
- ☐ c Joey
- ☐ d dad

3. How many apples do they need?

- ☐ a five
- ☐ b nine
- ☐ c twelve
- ☐ d ten

4. What will their mom do with the apples?

- ☐ a eat them
- ☐ b give them away
- ☐ c make a pie
- ☐ d make apple juice

READING COMPREHENSION

Read the short passage and answer the questions.

School Carnival

Rico's class went to the school carnival today. It was a lot of fun. Rico won two prizes. He won a blue balloon and a toy car. He had a great time with all of his friends. First, he played a few games. Then, he got popcorn and lemonade with his friends. Finally, he got to watch a magic show. Rico can't wait to get home and tell his parents all about his fun day!



1. Where did Rico's class go?

2. What did Rico win?

3. What did he do first?

4. What did Rico eat at the carnival?

READING COMPREHENSION

Write a 3-sentence paragraph to describe what's happening in the picture.



Handwriting practice lines consisting of multiple sets of three horizontal lines (top solid blue, middle dashed blue, bottom solid red) for writing a 3-sentence paragraph.

MATHEMATICS

ADDITION REVIEW
NO REGROUPING

1

	4	5
+	1	2

2

	7	4
+	1	4

3

	2	3
+	1	5

4

	5	6
+	2	1

5

	1	2
+	5	5

6

	6	7
+	3	2

7

	3	4
+	6	4

8

	8	1
+	1	1

9

	6	5
+	2	0

10

	4	7
+	2	2

11

	7	3
+	1	4

12

	1	9
+	5	0

13

	5	1
+	3	7

14

	2	2
+	4	2

15

	8	8
+	1	0

16

	6	6
+	1	1

17

	3	7
+	3	2

18

	7	3
+	2	5

19

	5	1
+	4	3

20

	2	5
+	6	2

ADDITION REVIEW
WITH REGROUPING

1

	1	3
+	6	7
	8	0

2

	1	6
+	1	5

3

	4	4
+	4	8

4

	8	1
+	1	9

5

	5	6
+	7	2

6

	3	7
+	6	7

7

	9	5
+	2	3

8

	1	8
+	2	4

9

	8	9
+	4	0

10

	4	5
+	5	6

11

	7	0
+	9	5

12

	5	9
+	6	3

13

	7	6
+	7	6

14

	5	6
+	6	5

15

	7	8
+	5	2

16

	8	4
+	9	1

17

	1	5
+	3	8

18

	7	5
+	3	2

19

	4	2
+	4	9

20

	9	0
+	9	0

SUBTRACTION REVIEW

NO REGROUPING

1

	8	2
-	1	1

2

	3	6
-	3	2

3

	5	4
-	4	3

4

	7	9
-	2	0

5

	9	4
-	5	4

6

	4	5
-	2	1

7

	6	7
-	1	1

8

	3	2
-	3	1

9

	6	5
-	3	0

10

	5	4
-	2	1

11

	2	8
-	1	0

12

	7	8
-	5	1

13

	7	6
-	4	3

14

	5	4
-	3	3

15

	8	9
-	1	8

16

	4	6
-	2	2

17

	4	7
-	3	2

18

	7	8
-	2	2

19

	3	5
-	1	4

20

	6	9
-	2	5

SUBTRACTION REVIEW WITH REGROUPING

1

	5	11
	6	1
-	1	9
	4	2

2

	2	0
-	1	8

3

	8	1
-	1	3

4

	5	3
-	3	5

5

	5	0
-	1	1

6

	3	4
-	2	7

7

	7	2
-	1	4

8

	4	1
-	2	2

9

	6	2
-	2	7

10

	4	1
-	3	8

11

	2	4
-	1	5

12

	3	4
-	2	6

13

	8	1
-	1	6

14

	5	0
-	3	9

15

	6	2
-	1	7

16

	7	0
-	2	1

17

	7	2
-	5	5

18

	6	7
-	3	9

19

	5	1
-	3	4


20


	9	5
-	5	8


PLACE VALUE


Tens and Ones


Directions: Write the number to represent the blocks in each box.




















PLACE VALUE

What Number Am I?

Directions: Read the clues. Write the number on the line.



I have 5 tens and
2 ones.

I have 7 tens and
1 one.

I have 3 tens and
4 ones.

I have 8 tens
and 7 ones.

I have 9 tens and
5 ones.

I have 6 tens
and 8 ones.

I have 4 tens and
9 ones.

I have 2 tens and
6 ones.

TIME REVIEW

Draw the time shown on each clock below.

1.




1:00

2.



12:00

3.



11:00

4.



5:00

5.



7:00

6.



8:00

Write the time shown on each clock below.

1.



2.



3.



4.



5.




6.



ELAPSED TIME REVIEW


Draw the clock hands to show the time it will be after one hour.

1.




What time will it be in 1 hour?

2.




What time will it be in 1 hour?

3.




What time will it be in 1 hour?

4.




What time will it be in 1 hour?

5.



What time will it be in 1 hour?

6.



What time will it be in 1 hour?

MONEY REVIEW

Circle the Amount {with dimes}

Circle the amount of cents that matches the coins in each box.



50 ¢

20 ¢



30 ¢

70 ¢



80 ¢

90 ¢



60 ¢

40 ¢



40 ¢

30 ¢



60 ¢

80 ¢



80 ¢

90 ¢



50 ¢

70 ¢

MONEY REVIEW

~ Match Your Pennies! ~

Draw a line from the box of coins to the amount of cents it is worth.



13¢



14¢



10¢



11¢

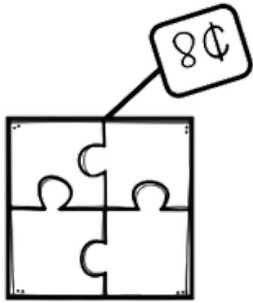


12¢


MONEY REVIEW

SHOPPING for TOYS!

Color the amount of coins you need to buy each toy!



8¢



25¢




90¢




7¢




20¢



70¢



4¢












15¢



MONEY REVIEW

How many cents in each box?

 <input type="text" value="51"/>	 <input type="text" value="27"/>	 <input type="text" value="40"/>
 <input type="text" value="61"/>	 <input type="text" value="51"/>	 <input type="text" value="40"/>
 <input type="text" value="50"/>	 <input type="text" value="36"/>	 <input type="text" value="51"/>

WORD PROBLEMS REVIEW

To be read and completed by the student only!

I see 9 spiders in a web. 9 more spiders crawl in the web.
How many spiders are in the web altogether?

$$\underline{\hspace{2cm}} + \underline{\hspace{2cm}} = \underline{\hspace{2cm}}$$

Bob has 13 fish in the tank. He put 4 more fish in the tank.
How many fish does Bob have in the tank now?

$$\underline{\hspace{2cm}} + \underline{\hspace{2cm}} = \underline{\hspace{2cm}}$$

There are 6 red flowers, 4 yellow flowers, and 2 pink flowers in my garden. How many flowers do I have altogether?

$$\underline{\hspace{2cm}} + \underline{\hspace{2cm}} + \underline{\hspace{2cm}} = \underline{\hspace{2cm}}$$


Ted reads 3 books on Monday, 8 books on Tuesday, and 5 books on Wednesday. How many books did Ted read altogether?

$$\underline{\hspace{2cm}} + \underline{\hspace{2cm}} + \underline{\hspace{2cm}} = \underline{\hspace{2cm}}$$

WORD PROBLEMS REVIEW

To be read and completed by the student only!

Kris brings 20 donuts to school for her friends. After they eat, there are 9 donuts left. How many donuts did her friends eat?



$$\underline{\hspace{2cm}} \bigcirc \underline{\hspace{2cm}} = \underline{\hspace{2cm}}$$

The red team hit 6 balls in the game. The blue team hit some balls in the game, too. The two teams hit 14 balls in all. How many balls did the blue team hit?



$$\underline{\hspace{2cm}} \bigcirc \underline{\hspace{2cm}} = \underline{\hspace{2cm}}$$

WORD PROBLEMS REVIEW

To be read and completed by the student only!

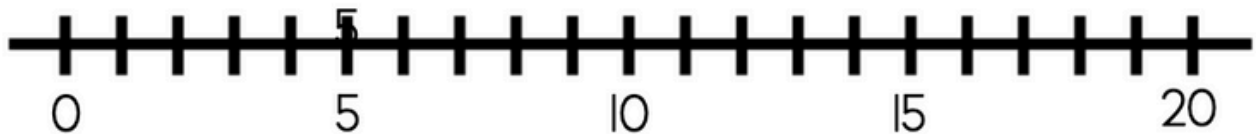
Jill went to the fair. She had 16 tickets to go on rides. Jill used 4 tickets on the big slide. How many tickets did Jill have left?



Draw A Picture

Use Ten Frames

Use A Number Line



Write An Equation


$$\underline{\hspace{2cm}} \bigcirc \underline{\hspace{2cm}} = \underline{\hspace{2cm}}$$

My Answer

WORD PROBLEMS REVIEW

To be read and completed by the student only!

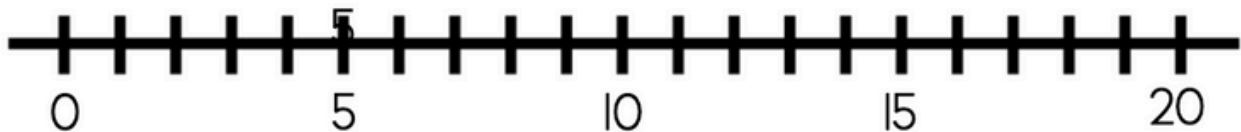
Max the monkey loves bananas! He ate 7 bananas in the morning. Then he ate 8 bananas at night. How many bananas did Max eat in all?



Draw A Picture

Use Ten Frames

Use A Number Line



Write An Equation

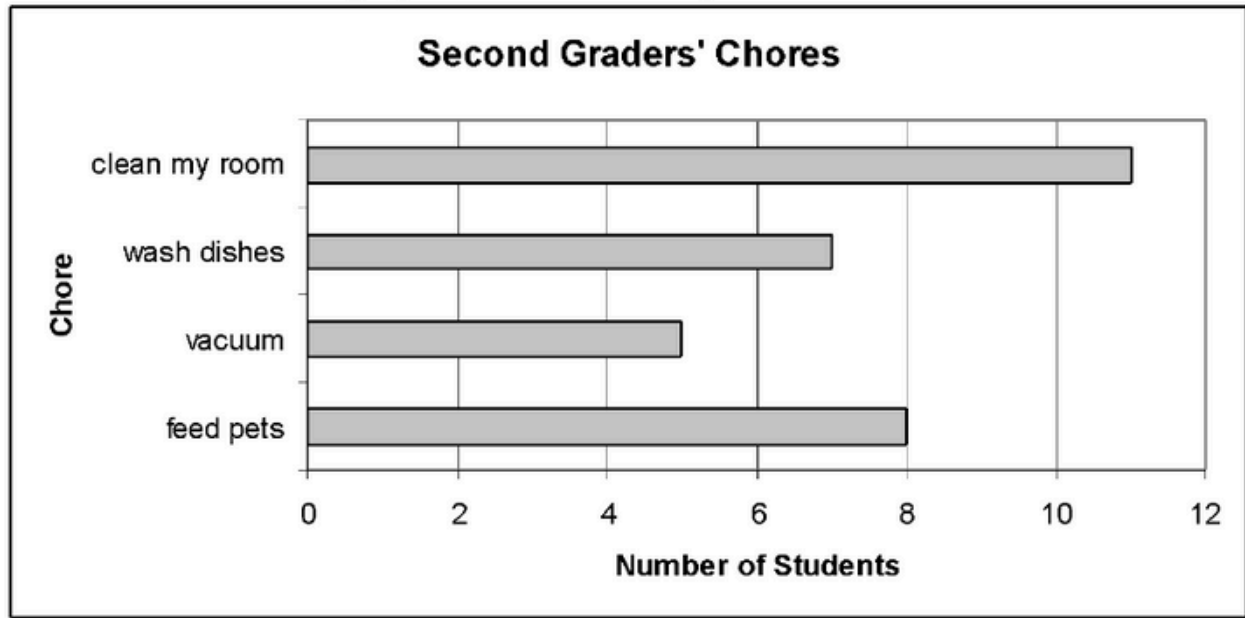
$$\underline{\hspace{2cm}} \bigcirc \underline{\hspace{2cm}} = \underline{\hspace{2cm}}$$

My Answer

GRAPHING AND DATA

Graphing: Chores

The graph bar graph below shows the chores that some students do at home.
Use the graph to answer the questions that follow.



1. How many students do each chore?

Feed pets _____ Wash dishes _____

2. Which chore do the least amount of kids have to do? _____

3. Which chore do the most amount of kids have to do? _____

4. How many fewer kids vacuum than clean their room? Write a number sentence to show how you found the answer.

_____ ○ _____ = _____

5. How many kids wash dishes and feed pets combined? Write a number sentence to show how you found the answer.

_____ ○ _____ = _____

GRAPHING AND DATA

6. Which chore has less than feed pets, but more than vacuum?

7. Put the chores in order from most kids to fewest kids.


8. Add symbols to the pictograph so that it matches the information in the bar graph.

Chores of Second Graders

Feed pets	
Vacuum	
Clean my room	
Wash dishes	

Key:  = 1

9. Make up a story problem about the graph. Solve it.

_____  _____ = _____